



EPHRAIM MOGALE LOCAL MUNICIPALITY

QUOTATION NO: 8/3/173

INVITATION TO PROVIDE QUOTATIONS FOR THE CONSTRUCTION OF A DISABLED PERSONS TOILET AT THE DEPARTMENT OF TRAFFIC AND LICENSING

Ephraim Mogale Local Municipality hereby invites quotations from qualifying interested parties **WITH AN ACTIVE CIDB GRADING OF 1GB OR HIGHER** for **Construction of a Disabled persons Toilet** according to the specification listed below;

Quotations must be submitted in a sealed envelope and reach the Municipality on or before 12:00 pm on FRIDAY, 26 FEBRUARY 2016 at: Municipal Offices, 2 Ficus Street, Marble Hall, TENDER BOX.

A COMPULSORY BRIEFING SESSION WILL BE HELD AS FOLLOWS;

DATE : MONDAY, 22nd FEBRUARY 2016

TIME : 11H00

VENUE : DEPARTMENT OF TRAFFIC AND LICENSING (MARBLE HALL)

N.B: MUNICIPAL BID DOCUMENTS ARE OBTAINABLE FROM SUPPLY CHAIN OFFICES

Quotations must be in writing and must clearly indicate the relevant supply or service for which is being quoted. **Bids transmitted by fax or e-mail will not be accepted**, although Ephraim Mogale Local Municipality accepts no responsibility for ensuring that quotations are timeously received by Ephraim Mogale Local Municipality.

Quotations will not be considered unless the following information has been furnished:

- i. Full name;
- ii. Company Registration Document;
- iii. Certified copies of identification document of company directors;
- iv. Valid Tax Clearance Certificate issued by SARS;
- v. VAT registration number, if any;
- vi. Proof of Municipal Rates & Taxes for the bidder not in arrears and not older than 3 (three) months. A valid lease agreement in case of company renting along with service account billed in the name of the bidder if the bidder is responsible for services or letter from tribal authority accompanied by confirmation from municipality that services are not levied/charged.
- vii. If a natural person, whether he or she is or not in the service of the state, or has been in the service of the state in the previous twelve months; or
- viii. if not a natural person, whether any of its directors, managers, principal shareholders or stakeholders is in the service of the state, or has been in the service of the state in the previous twelve months; or
- ix. Whether a spouse, child or parent of the provider or of a director, manager, shareholder or stakeholder referred to in (vi) is in the service of the state, or has been in the service of the state in the previous twelve months.

("In the service of the state" means to be -

- a) A member of any municipal council, any provincial legislature, the National Assembly or the National Council of Provinces;
 - b) A member of the board of directors of any municipal entity;
 - c) An official of any municipality or municipal entity;
 - d) An employee of any national or provincial department, national or provincial public entity or constitutional institution within the meaning of the Public Finance Management Act, 1999 (Act No 1 of 1999);
 - e) A member of the accounting authority of any national or provincial public entity; or
 - f) An employee of Parliament or a provincial legislature)
- x. This quotation must be accompanied by duly completed and signed:
- **MDB 4 – Declaration of Interest**
 - **MDB 6.1 – B-BBEE Status Level of Contribution**
 - **MDB 8 – Declaration of Bidders Past Supply Chain Practices**
 - **MDB 9 – Certificate of Independent Bid determination**

Your quotation will be rejected if the above forms are not fully completed, signed and submitted. The forms may not be re-typed and bidders must ensure that documents are complete.

These documents are obtainable from Supply Chain Management Unit during office hours (08h00 - 16h30).

Important Note:

- (i) **Quotations with a value over R30 000 (VAT included) must be accompanied by a valid tax clearance certificate from the South African Revenue Services that provider's tax matters are in order;**
- (ii) **In terms of Preferential Procurement Regulations of 2011, the 80/20 preference point system is applicable. Broad Based Black Economic Empowerment (B-BBEE) requires that bidders submit original and valid B-BBEE Status Level Verification Certificates or certified copies thereof to substantiate their B-BBEE rating claim. Failure to submit such a certificate will result in a bidder not qualifying for preference points for B-BBEE. The bidder must submit verification certificates that are accredited by:-**
 - **SANAS (South African National Accredited System)**
 - **IRBA (Independent Regulatory Board of Auditors)**

Points will be awarded to a bidder for attaining the B-BBEE status level of the contributor

B-BBEE Status Level of Contributors (System)	Number of points (80 - 20)
1.	20
2.	18
3.	16
4.	10
5.	8
6.	6
7.	4
8.	2
Non-compliance Contributor	0

Queries can be directed to Mr J Madisha (SCM Manager at Ephraim Mogale Local Municipality) ☎: (013) 261 8450



MATHEBELA MM
MUNICIPAL MANAGER

10/02/16

DATE

QUOTATION NO: 8/3/173 - CONSTRUCTION OF A DISABLED PERSONS TOILET AT THE DEPARTMENT OF TRAFFIC AND LICENSING

DETAILED SPECIFICATION AND PRICING SCHEDULE

Conditions:

- All prices quoted should be VAT inclusive (for Vat vendors)
- Prices should be valid for a 90 day period
- If the pricing schedule is not completed and signed the quotation will not be considered

Name of Bidder: _____

Contact Person: _____

Tel / Cell No: _____

Business Address: _____

ITEM	DESCRIPTION	UNIT	QUANTITY	UNIT PRICE	TOTAL
A	FOUNDATION				
A1	Trench Excavation	sum	1		
	Brick walls of Foundation walls	m ²	2.88		
B	SLAB				
B1	Construction of concrete Floor slab	m ²	3.24		
C	BRICKWORK				
C1	External walls	m ²	19.44		

D	ROOFING, CEILING AND LIGHTS/SWITCHES					
D1	Roof truss construction over the toilet	m ²		3.24		
D2	Supply and install a IBR roof sheeting	m ²		3.24		
D3	Nailed up 6mm everite nutec fibre cement ceiling boards including 38X38mm sawn softwood branderling at 450mm Centres and painting	m ²		3.24		
D4	Supply and Install 75mm Meranti cornice	m		7.2		
D5	Supply and installation of Ceiling Light and switch	No.		1		
E	PLASTERING					
E1	Plastering on internal walls	m ²		19.44		
E1	Painting of the internal walls with first coat and the final coat of enamel	m ²		19.44		
F	FLOOR TILLING AND RAMP CONSTRUCTION					
F1	Supply and Install floor tiles	m ²		3.24		
F2	Supply and install skirting	m		7.2		
F3	Ramp Construction	Sum		1		
G	DOORS AND FRAMES					
G1	Supply and install meranti door on steel frame	No		1		
G2	Paint the steel Window and door frames	No.		2		

H	WINDOW FRAMES AND GLASSING					
H1	Supply and Install NE2	No	1			
I	PLUMBING AND OTHER EQUIPMENTS					
I1	Supply and install the wall mounted w.c pan	No.	1			
	Supply and install Hand washing basin	No.	1			
I2	Supply and install Horizontal grab bar, 90deg angle grab bar, toilet roll holder	sum	1			
I3	Connection of sewer pipes to the existing sewer line	Sum	1			
J	REPAIRS ON THE MAIN GATE					
J1	Replacement of gate wheels and the rail.	Sum	1			
			SUBTOTAL			
			VAT @ 14%			
			TOTAL			
ESTIMATED PROJECT DURATION: _____ DAYS						
CRS NUMBER: _____ CIDB GRADING: _____						

SIGNATURE _____

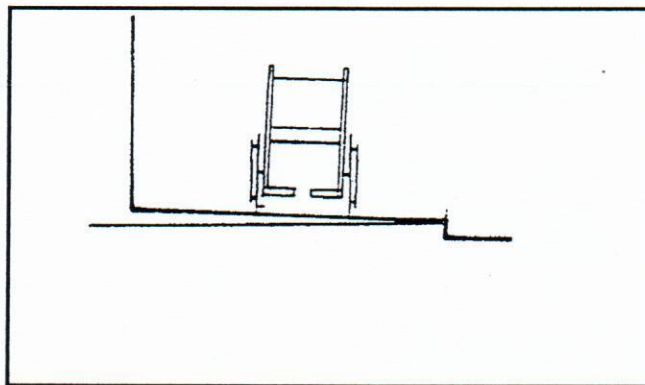
DATE _____

FACILITIES FOR DISABLED PERSONS

The following facilities are to be provided for Disabled people, **should the National Building Regulations and Building Standards Act of 1977 require** the facilities to be provided in any building.

Ramps for wheelchairs

- With a gradient of **1:12**, where the difference in level of the ends of the ramp is **greater than 400 mm**; or
- **1:10**, where such difference in level **does not exceed 400 mm**.
- Must have a clear trafficable surface **not less than 1,1 m wide**.
- Surface must be of a **non-slip material**.
- A landing is to be provided **for every 1,5 m of vertical rise, not less than 1,2 m** in length and the same width as the ramp.
- At entrance doors, the ramps surface should be level with a **minimum length of 2 m** if the door opens towards the ramp, and **1,8 m** if the door opens away from the ramp.
- A handrail on the side should be provided if the change between the ends of the ramp is **greater than 600 mm**, and should be positioned **between 850 mm and 1m** above the surface of such ramp, and is to follow the gradient of the ramp.
- The camber on ramps shall not exceed **1:40**.



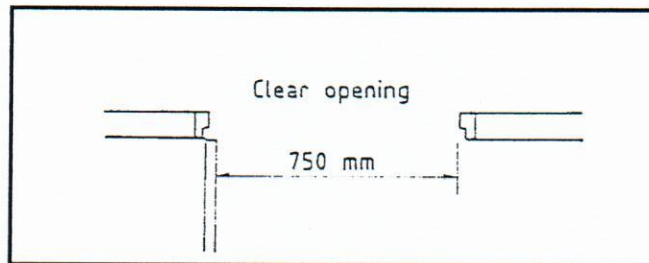
Ramp for wheelchairs with a camber

Parking Bays

- Where provision has been made within or outside any building for the parking of **more than 50** motor vehicles, **at least one space per 200** or part thereof of the total number of parking spaces shall be provided for the parking of disabled persons, and shall be of **approved length**, not less than **3,5m in width**, on a **level surface**, and be **located as near as possible** to the entrance of such building. These parking bays are to be **clearly demarcated** as being intended for the use of disabled persons. A vertical sign incorporating the international symbol for access by disabled people, and a sign indicating **"No Parking Except For Disabled Persons"** shall identify parking spaces.

Doorways

- Doorways designed for use by disabled people shall allow free access for wheelchairs. The clear opening shall be at least **750 mm**.



Doorway opening for the disabled

Toilet facilities

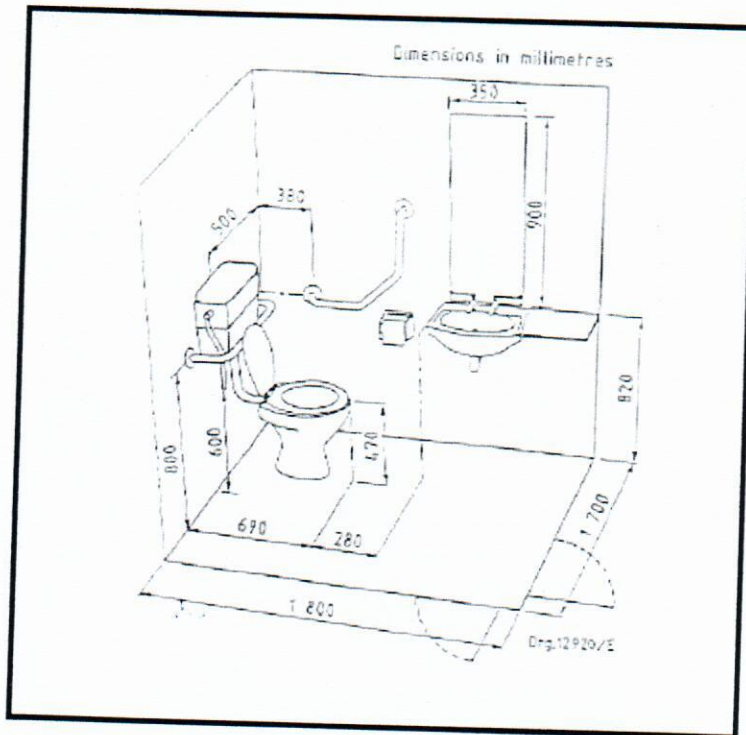
- For **every 20 toilet** compartments, which would have to include urinals, that are provided, **1 toilet** compartment for the disabled shall be provided, with minimum internal dimensions of **1,7 m by 1,8 m**. Disabled toilets are the only toilet facilities that operate as **"dual sex"** toilets i.e. a male may have to assist a disabled female in the toilet or vice versa.

Indication of existence of facilities

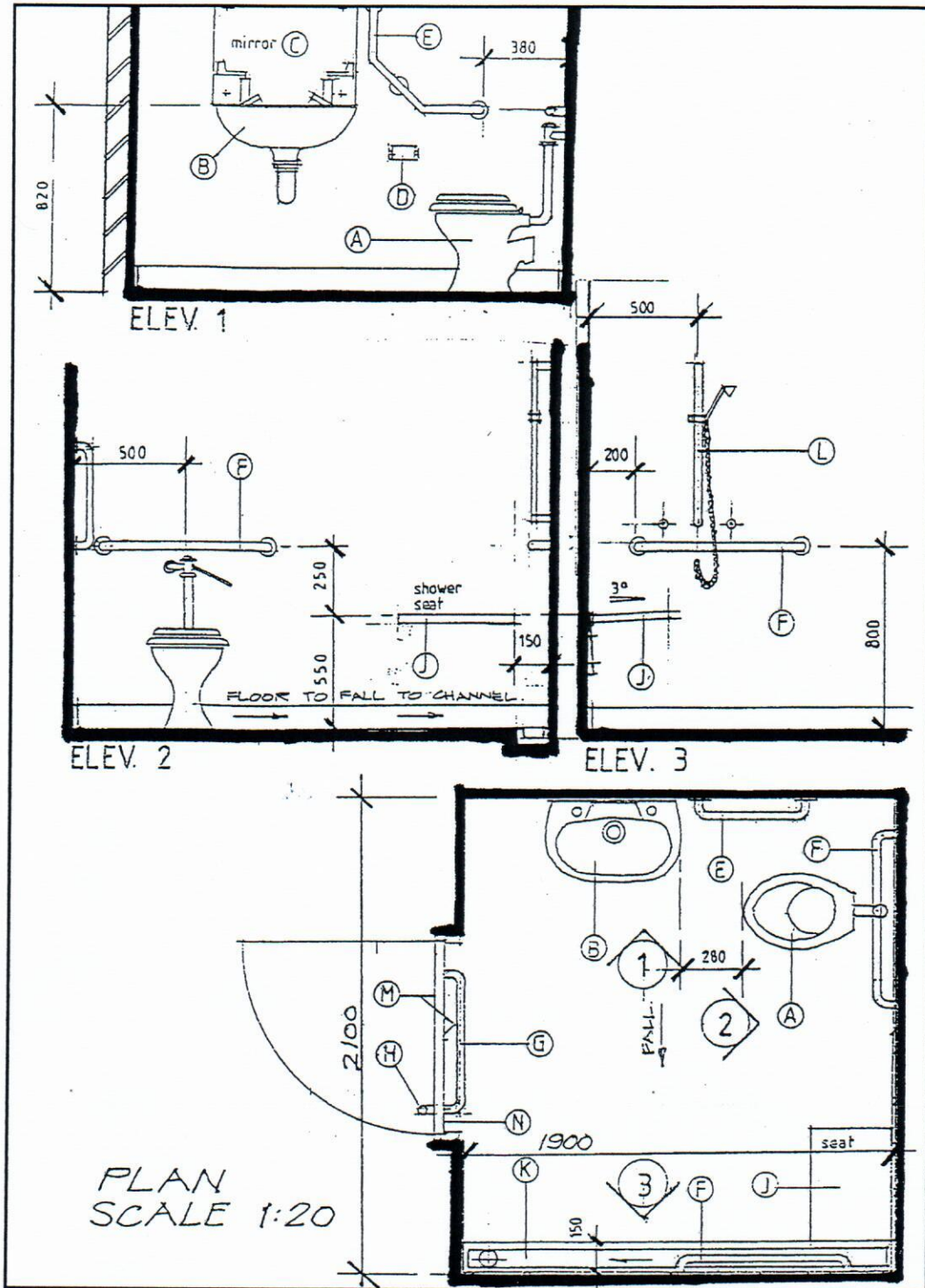
- Where facilities for the disabled have been provided, the existence and location shall be indicated, both outside and inside the building. All signage shall comply with international standards.

Refer to **SABS CODE of PRACTICE 0246 – 1993** for further details on provision of disabled sanitary facilities.

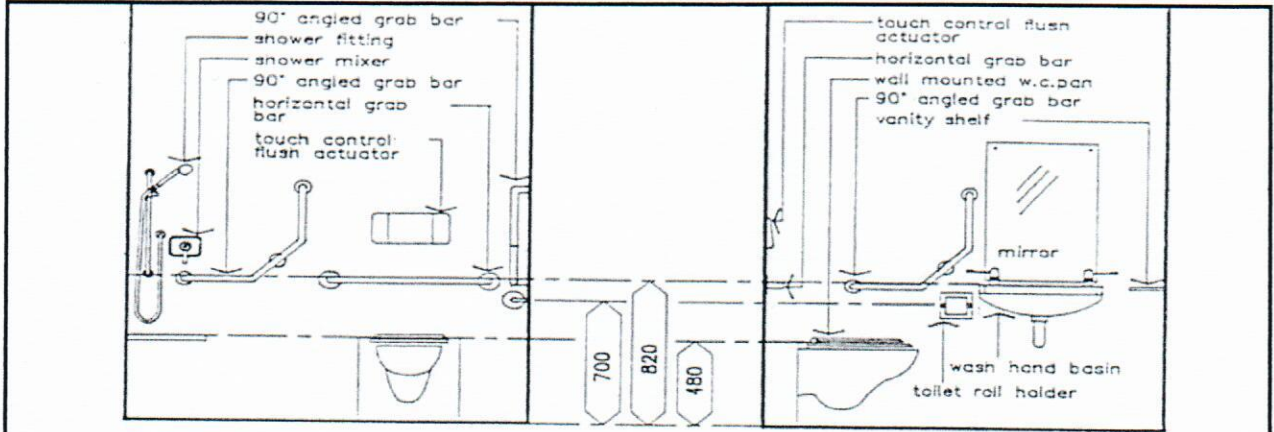
The diagrams below indicates the minimum dimensions for disabled toilets and shower facilities, including doorways.



Layout of a disabled toilet facility

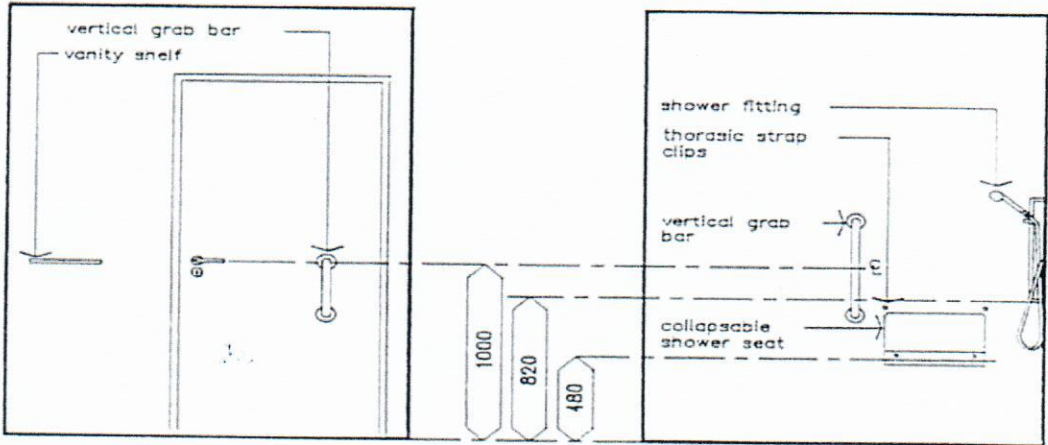


Minimum dimensions for a disabled WC and shower



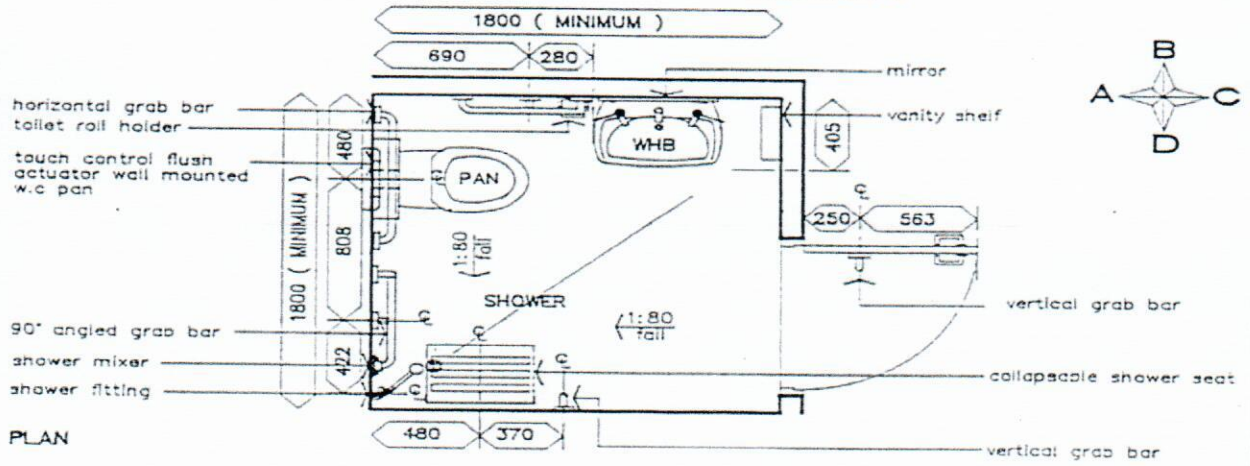
ELEVATION A

ELEVATION B

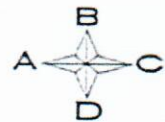


ELEVATION C

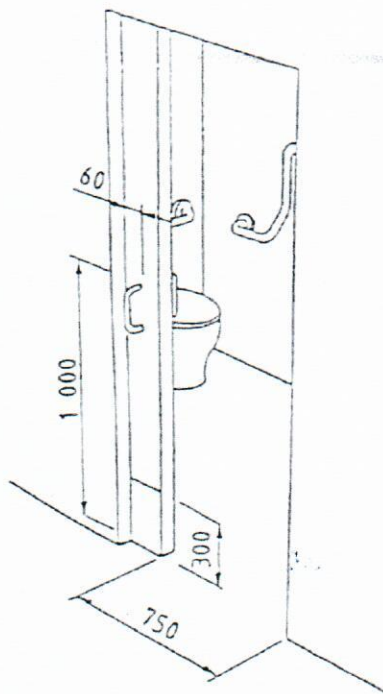
ELEVATION D



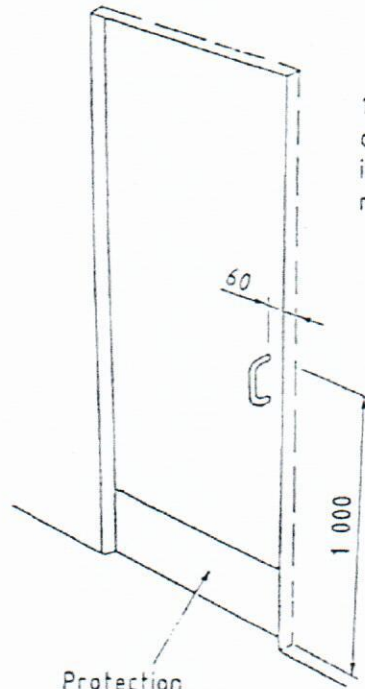
TYPICAL WC AND SHOWER LAYOUT :



Dimensions in millimetres



Sliding door
open



Protection
plate

Sliding door
closed

150 mm long pull handles
on both sides—swing-over
indicator bolt and emergency
release from outside

SLIDING DOOR FOR DISABLED TOILET